

Nailbase No. 4001

Subject: Fastening Requirements for Sloped Roofs

Date: March 2008 (Revised January 2019)

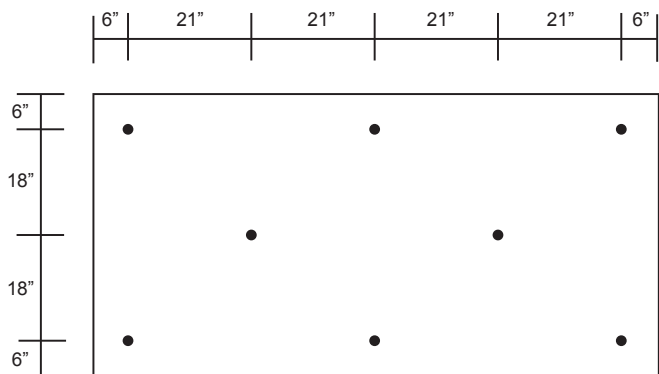
Minimum fastening requirements for ThermaFoam R-Control Nailbase have been calculated in accordance with ASCE 7-05 Method 2, Exposure C, Importance factor of 1.0, a maximum roof height of 60 ft. For projects with snow loads and wind speeds in excess of 110 mph, consult a professional engineer for fastening requirements.

Field of Roof										
Number of Fasteners for 4' x 8' (1.2m x 2.4m) Nailbase										
Total Load (Snow Load + Dead Load)	Roof Slope									
	3/12	4/12	5/12	6/12	7/12	8/12	9/12	10/12	11/12	12/12
30 psf	8	8	8	8	8	8	8	8	8	8
40 psf	8	8	8	8	8	8	8	8	12	12
50 psf	8	8	8	8	12	12	12	12	12	12
60 psf	8	8	8	12	12	12	12	12	12	12
70 psf	8	8	12	12	12	12	16	16	16	16
80 psf	8	12	12	12	16	16	16	16	16	16
90 psf	8	16	16	16	16	16	16	16	16	16

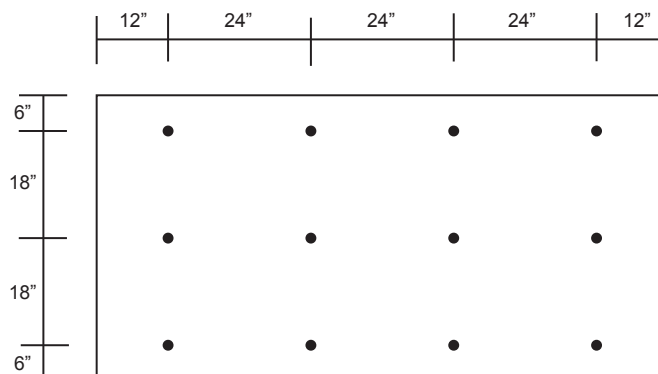
Perimeter of Roof										
Number of Fasteners for 4' x 8' (1.2m x 2.4m) Nailbase										
Total Load (Snow Load + Dead Load)	Roof Slope									
	3/12	4/12	5/12	6/12	7/12	8/12	9/12	10/12	11/12	12/12
30 psf	16	16	16	16	8	8	8	8	8	8
40 psf	16	16	16	16	8	8	8	8	12	12
50 psf	16	16	16	16	12	12	12	12	12	12
60 psf	16	16	16	16	12	12	12	12	12	12
70 psf	16	16	16	16	12	12	16	16	16	16
80 psf	16	16	16	16	16	16	16	16	16	16
90 psf	16	16	16	16	16	16	16	16	16	16

The values in the tables are applicable to ThermaFoam R-Control Wood Screws when installed into a SPF or equal wood deck (min. 1" penetration) and to ThermaFoam R-Control Metal Deck Screws when installed into a steel deck (22 min. gauge).

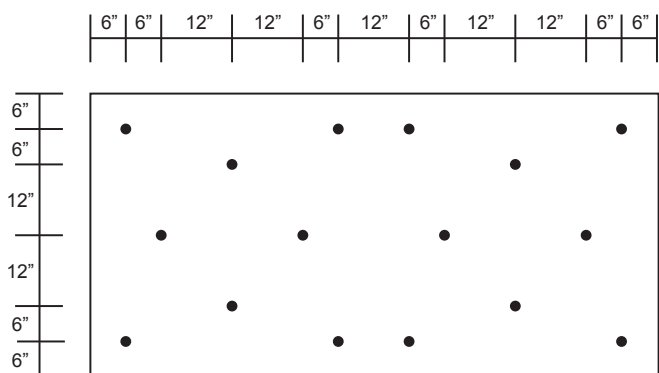
Fastening Patterns for 4' x 8' Nailbase



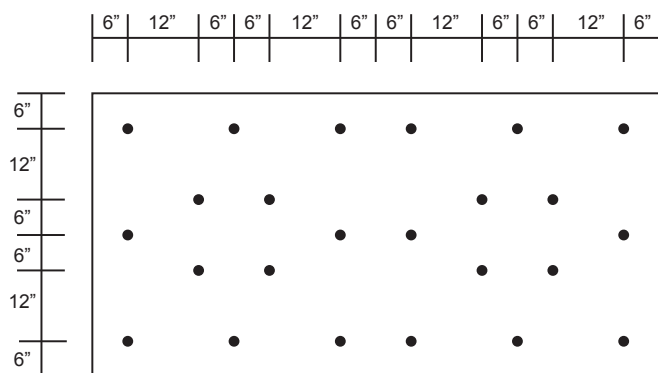
8 Fasteners/Bd.



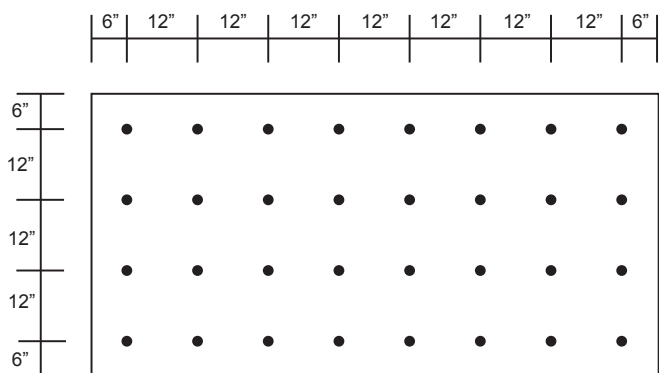
12 Fasteners/Bd.



16 Fasteners/Bd.



24 Fasteners/Bd.



32 Fasteners/Bd.



www.thermafoamrcontrol.com